

# DMG80480C070\_03WTR

Based on T5L ASIC 7.0 Inches, 800xRGBx480, 16.7M Colors, TN screen

RTP, Standard instruction set (TA) / DGUS II system, Cost-Effective screen



## Record of Revision

Revise Date	Content
2019-03-28	First Edition
2019-08-22	Modify Interface
2019-11-26	Modify Interface Description
2020-03-07	Change bezel

## ● Display

Item	Parameter	Description
<b>Color</b>	16.7M (16777216) colors	24 bit color 8R8G8B
<b>(A.A)</b>	154.1mm (W) x85.9mm (H)	800x480
<b>(V.A)</b>	156.6mm (W) x89.1mm (H)	800x480
<b>Resolution</b>	800x480	Support 0° /90° /180° /270° rotated display
<b>Backlight</b>	LED	≥ 10000H (Continuous working with maximum brightness, time of brightness halves)
<b>Brightness</b>	200nit	TA system:64 levels adjustment; DGUS II system:100 levels adjustment (It's not recommend to set brightness to 1%~30% of the maximum, which may lead a flicker)
Note: Displaying of high-contrast still images for more than 30 minutes may result in residual images. Please add screen saver to avoid this problem.		

## ● Voltage & Current

Item	Conditions	Min	Typ	Max	Unit
<b>Power Voltage</b>	-	4.5	5.0	5.5	V
<b>Operation Current</b>	VCC = +5V, Backlight on	-	500	-	mA
	VCC = +5V, Backlight off	-	150	-	mA
Recommended power supply: 5V 1A DC					

## ● Reliability Test

Item	Conditions	Min	Typ	Max	Unit
<b>Working Temperature</b>	60%RH at 5V voltage	-20	25	70	°C
<b>Storage Temperature</b>	-	-30	25	85	°C
<b>Working Humidity</b>	25°C	10%	60%	90%	RH
<b>Protective Paint</b>	-	-	None	-	-

## ● Interface

Item	Conditions	Min	Typ	Max	nit
<b>Baudrate</b>	User Set	3150	115200	3225600	bps
<b>Output Voltage (TXD)</b>	Output 1, Iout = -4mA	4.78	5.0	-	V
	Output 0, Iout = 4mA	-	-	0.4	V
<b>Input Voltage (RXD)</b>	Input 1	2.5	5.0	-	V
	Input 0	-	-	1.0	V
<b>Interface</b>	UART2: Mode is determined by Jumper: (Default to RS232 mode) ON=N81, 3.3V&5V TTL/COMS; OFF=N81, RS232. UART4: Mode is determined by Jumper: (be used after OS configuration) ON=N81/E81/O81/N82, 3.3V&5V TTL/COMS; OFF=N81/E81/O81/N82, RS232.				



<b>Socket</b>	10Pin_1.0mm FCC Socket
<b>USB</b>	None
<b>SD Slot</b>	YES (SDHC/FAT32 Format)

● **Memory**

Item	Typical value	Features	Typ value	Unit	Description
<b>FLASH (TA/DGUS II)</b>	16Mbytes	Space of Font	4-12	Mbytes	A single font of 256Kbytes, store font, icon libraries, and other binary files
		Picture Storage (.ICL file)	12-4	Mbytes	JPEG format (Picture quantity relate to JPEG size, size of a single JPEG image file should not exceed 256Kbytes)
<b>RAM (DGUS II)</b>	128Kbytes	Variable Storage Space	/	/	Data is not saved when power down
<b>Nor Flash (DGUS II)</b>	320Kbytes	User database	/	/	Data is saved when power down

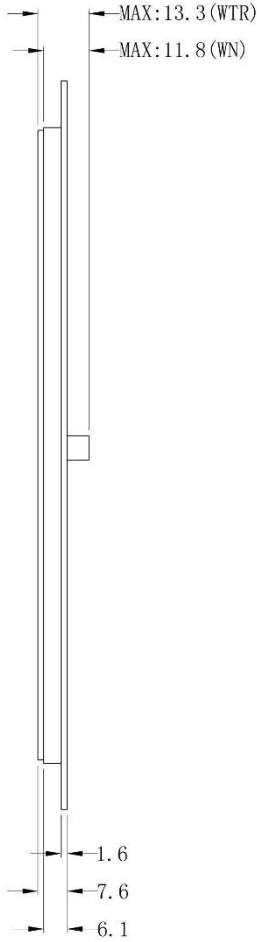
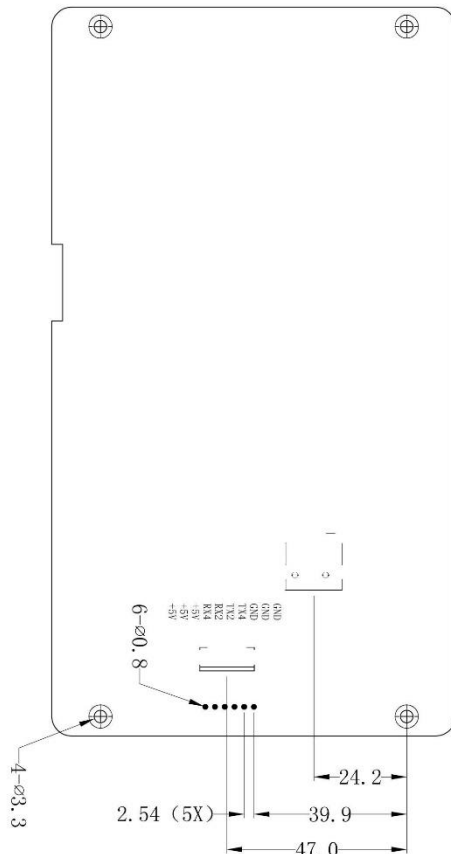
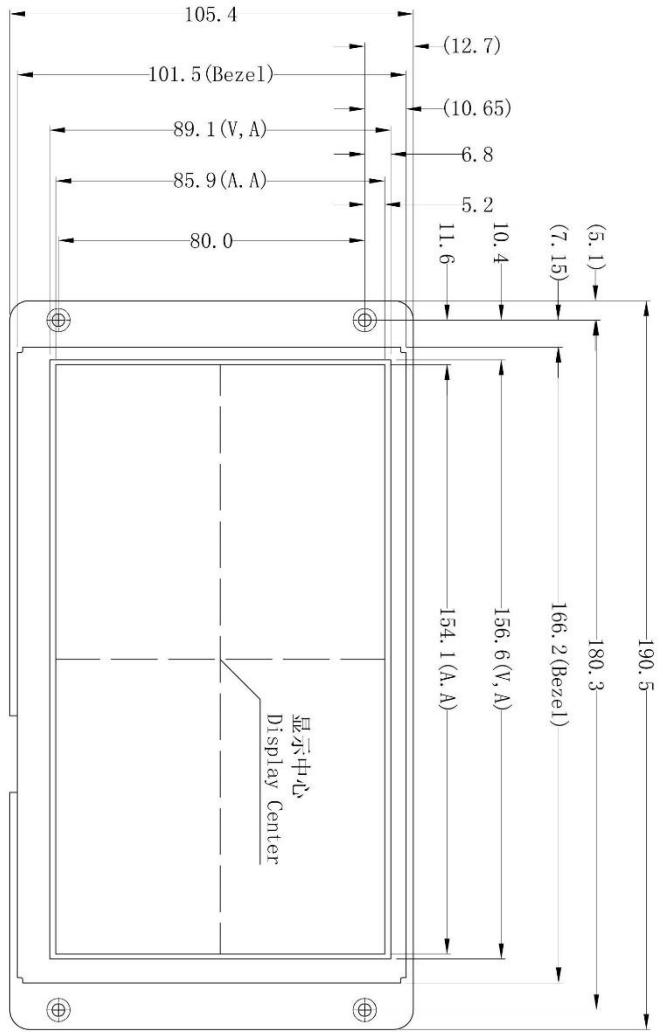
● **UI & Peripheral**

UI & Peripheral	
<b>UI Version</b>	TA / DGUS II ( DGUS II pre-installed )
<b>Peripheral</b>	Resistive touch screen, Buzzer

● **Packing Capacity & Dimension**

Dimension				
<b>Dimension</b>	190.5(W) ×105.4(H) × 13.3(T) mm			
<b>Net Weight</b>	309g			
Packing Capacity				
Model	Size	Layer	Quantity/Layer	Quantity(Pcs)
<b>1 Carton1:</b>	220mm(L)×160mm(W)×47mm (H)	1	1	1
<b>2 Carton2:</b>	250mm(L)×200mm(W)×80mm (H)	2	1	2
<b>3 Carton3:</b>	320mm(L)×270mm(W)×80mm (H)	2	2	4
<b>4 Carton4:</b>	450mm(L)×350mm(W)×300mm(H)	none	none	none
<b>5 Carton5:</b>	600mm(L)×450mm(W)×300mm(H)	1	40	40

Remark: there is no extra-notice if the product design changes that do not affect performance parameters and use.



GND	8, 9, 10	P	Description Public Ground/ GND
TX4	7	0	Dvin screen serial output DOUT
TX2	6	0	Dvin screen serial output DOUT
RX2	5	1	Dvin screen serial input DIN
RX4	4	1	Dvin screen serial input
+5V	1, 2, 3	P	Power Input

1. Location hole is used as position reference.
2. Unmarked Tolerance is +/-0.3mm

Active area is marked in Dash lines

Model	DMG80480C070_03WTR		DWIN Technologies	
Drawing	A 4	DWIN		
Scale				
Unit	MM			