

# AGM-040A0-I1-C


## Features:

- Based on T5L1, running DGUS II system, commercial grade.
- 4.0-inch, 480\*480 pixels resolution, 16.7M colors, IPS-TFT-LCD, wide viewing angle.
- Capacitive touch screen.



# 1. Hardware and interface

## 1.1 Hardware interface



Hardware interface

## 1.2 Hardware and interface description

No.	Name	Description
1	T5L1 ASIC	T5L1 ASIC Developed. Mass production in 2019, 1MBytes Nor Flash on the chip, 512KBytes used to store the user database. Rewrite cycle: over 100,000 times
2	LCM interface	FPC50_0.5mm, RGB interface
3	CTP interface	FPC6_0.5mm, IIC interface
4	User interface	10Pin_1.0mm socket for power supply and serial communication. Download rate (typical value): 12KByte/s
5	Flash	16MBytes NOR Flash, for fonts, pictures and audio files. Rewrite cycle: over 100,000 times
6	Buzzer	3V passive buzzer. Power: <1W
7	SD card interface	FAT32. Download files by SD interface can be displayed in statistics. Download rate: 4Mb/s
8	Reserved module interface	Wi-Fi module: connect to the cloud platform to update remotely USB module: download files by USB flash disk
9	PGT05 interface	When product crashes by accident, you can use PGT05 to update DGUS kernel and make the product return to normal

## 2. Specification parameters

### 2.1 Display parameters

<b>LCD Type</b>	IPS, TFT LCD
<b>Viewing Angle</b>	Wide viewing angle,85°/85°/85°/85°(L/R/U/D)
<b>Resolution</b>	480×480 pixels (0°/90°/180°/270°)
<b>Color</b>	24-bit 8R8G8B
<b>Active Area (A.A.)</b>	71.9 (W)×70.2mm (H)
<b>View Area (V.A.)</b>	-
<b>Backlight Mode</b>	LED
<b>Backlight Service Life</b>	>20000 hours (Time of the brightness decaying to 50% on the condition of continuous working with the maximum brightness)
<b>Brightness</b>	250nit
<b>Brightness Control</b>	0~100 grade (When the brightness is adjusted to 1%~30% of the maximum brightness, flickering may occur and is not recommended to use in this range)
<b>Note:</b> You can use dynamic screen saver wallpapers to avoid afterimages caused by fixed page display for a long time.	

### 2.2 Touch parameters

<b>Type</b>	CTP (Capacitive touch panel)
<b>Structure</b>	G+G structure with surface cover of Asahi tempered glass
<b>Touch Mode</b>	Single touch, support continuous sliding touch
<b>Surface Hardness</b>	6H
<b>Light Transmittance</b>	Over 90%
<b>Life</b>	Over 1,000,000 times touch

### 2.3 Serial interface parameters

<b>Mode</b>	UART2: 3.3V & 5V TTL/CMOS UART4: 3.3V & 5V TTL/CMOS(Only available after OS configuration)				
<b>Voltage Level</b>	Test Condition	Min	Typ	Max	Unit
	Output 1, I <sub>out</sub> = 1mA	3.0	3.3	-	V
	Output 0, I <sub>out</sub> = -1mA	-	0	0.3	V
	Input 1, I <sub>in</sub> = 1mA	2.4	3.3	5.0	V
	Input 0, I <sub>in</sub> = -1mA	0	-	0.5	V
<b>Baud Rate</b>	3150~3225600bps, typical value of 115200bps				
<b>Data Format</b>	UART2: N81 UART4: N81/E81/O81/N82, 4 modes (OS configuration)				
<b>Interface Cable</b>	10Pin_1.0mm				

### 2.4 Electrical specifications

<b>Rated Power</b>	<5W	
<b>Operating Voltage</b>	4.5~5.5V, typical value of 5V	
<b>Operating Current</b>	220mA	VCC = +5V, Backlight on
	70mA	VCC = +5V, Backlight off
<b>Recommended power supply: 5V 1A DC</b>		

### 2.5 Operating environment


<b>Operating Temperature</b>	-20°C~70°C (5V @ 60% RH)
<b>Storage Temperature</b>	-30°C~80°C
<b>Conformal Coating</b>	None
<b>Operating Humidity</b>	10%~90%RH, typical value of 60% RH

### 3. Reliability test

#### 3.1 Electrostatic discharge test

Test temperature: 25°C. Test humidity: 50%RH.

Test process: the product was placed on the test bench to perform contact and air discharge in turn of the serial screen iron frame and display area as shown in Fig.3.1 below. During the experimental process, it was observed whether the screen is dead, black, white, splash, or reboot. According to the experiment results, the performance is in line with the criteria GB/T 17626.2 B level and above.



3.1 Electrostatic discharge test

Discharge Type	Discharge Value	Result
Contact discharge	±4KV	Normal operation
Air discharge	±4KV	Normal operation

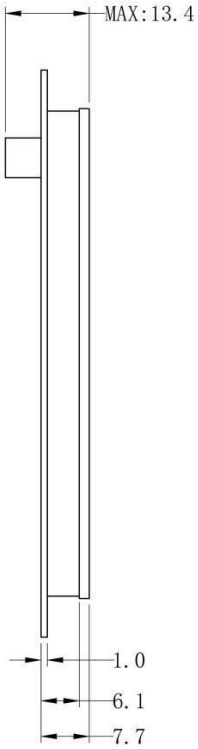
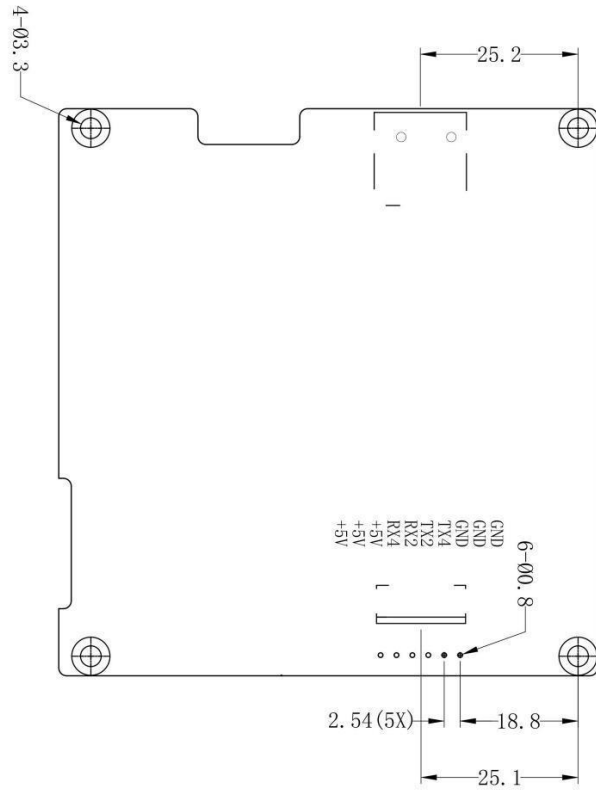
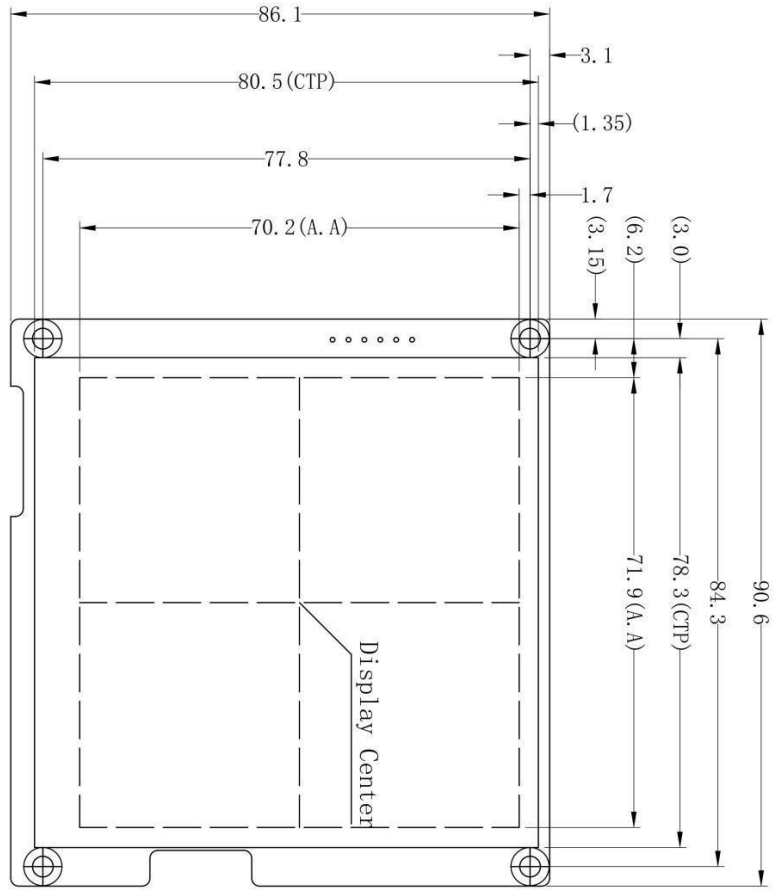
#### 4. Packaging & dimensions

<b>Form Factor</b>	90.6mm (W)×86.1mm (H)×13.4mm (T)
<b>Installation Dimensions</b>	Positioning hole: 78.30 (+0.3mm)×80.50 (+0.3mm)
<b>Net Weight</b>	90g

##### Packaging Standards

<b>Model</b>	<b>Dimensions</b>	<b>Layer</b>	<b>Quantity/Layer</b>	<b>Quantity(Pcs)</b>
Carton1:	220mm(L)×160mm(W)×47mm (H)	1	2	2
Carton2:	250mm(L)×200mm(W)×80mm (H)	2	2	4
Carton3:	320mm(L)×270mm(W)×80mm (H)	2	4	8
Carton4:	450mm(L)×350mm(W)×300mm(H)	2	25	50
Carton5:	600mm(L)×450mm(W)×300mm(H)	2	60	120

Disclaimer: The product design is subject to alternation and improvement without prior notice.



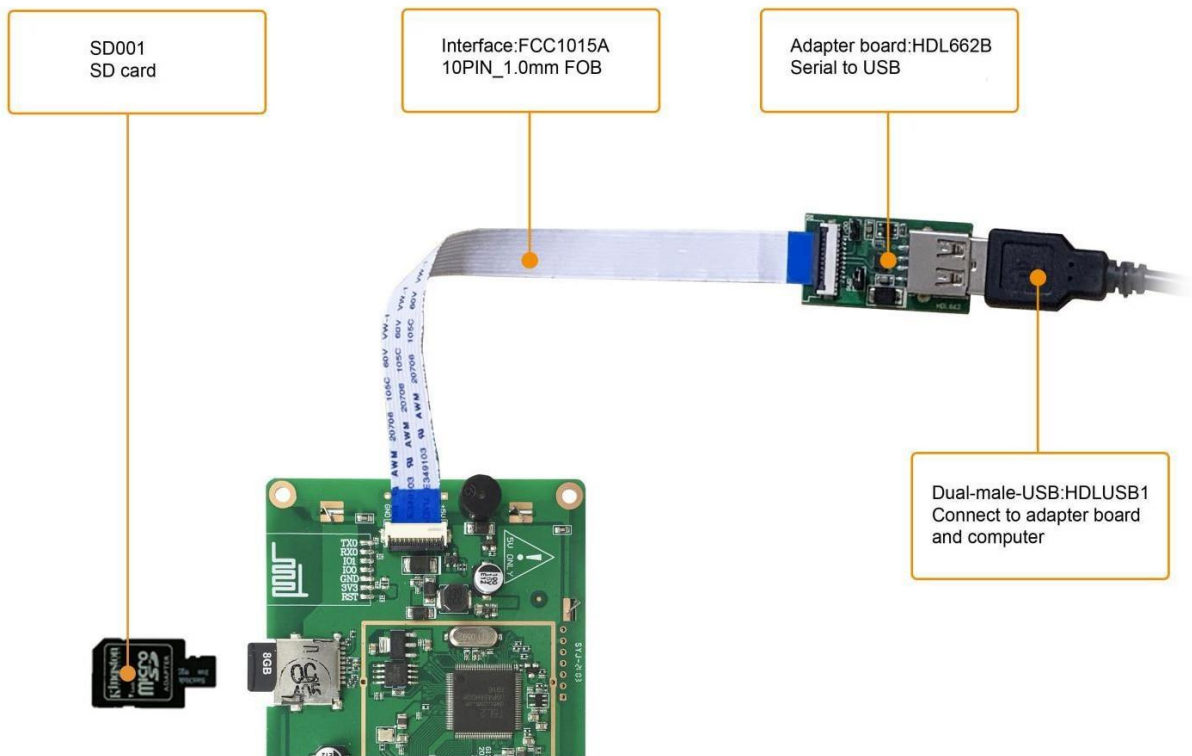
1. Location hole is used as position reference.  
2. Unmarked Tolerance is +/-0.3mm  
Note: Active area is marked in Dash Lines

Definition	Pin#	Type	Description
GND	8, 9, 10	P	GND
TX4	7	0	UART4 Output
TX2	6	0	UART2 Output
RX2	5	I	UART2 Input
RX4	4	I	UART4 Input
+5V	1, 2, 3	P	Power Input

Model	DMG48480C040_03WTC			DWIN Technology		
Drawing	A 4	Drawn	DWIN	Date	2021. 11	
Scale		Review		Date		
Unit	MM	Approval		Date		

## 5. Debugging tools

It is recommended for new users of smart LCMs to purchase official accessories. For more details, please refer to customer service center.



## 6. T5L series IC features

- (1) Mature and stable 8051 core which is the most widely used with the maximum operating frequency of T5L is up to 250MHz, 1T(single instruction cycle)high speed operation.
- (2) Separate GUI CPU Core running DGUS II System:
  - High-speed display memory, 2.4GB/S bandwidth.
  - 2D hardware acceleration, the decompression speed of JPEG is up to 200fps@1280\*800 and the UI with animation and icons as its main feature is extremely cool and smooth.
  - Images and icons stored in JPEG format. Adopt Low-cost 16Mbytes SPI Flash.
  - Support CTP or RTP with adjustable sensitivity and maximum 400 Hz touch frequency.
  - 1-way 15bit 32Ksps PWM digital power amplifier driver loudspeaker, save power amplifier cost and achieve high signal-to-noise ratio and sound quality restoration.
  - 128Kbytes variable storage space for exchanging data with OS CPU Core and memory.
  - Support DGUS development and simulation on PC. Support background remote upgrade.
- (3) Separate CPU (OS CPU) core runs user 8051 code OS system and user CPU is omitted in practical application:
  - Standard 8051 architecture and instruction set, 64Kbytes code space, 32Kbytes on-chip RAM.
  - 64 bit integer mathematical operation unit (MDU), including 64 bit MAC and 64 bit divider.
  - 28 IOs, 4-channel UARTs, 1-channel CAN, up to 8-channel 12-bit A/Ds and 2-channle 16-bit PWM of adjustable resolution.
  - Support IAP on-line simulation and debugging with unlimited number of breakpoints.
  - Upgrade code online through DGUS system.
- (4) 1Mbytes on-chip Flash encryption technology ensure code and data security.
- (5) Operating temperature ranges from -40°C to +85°C (IC operating temperature customizable from -55°C to 105°C).

## 7. Revision records

<b>Rev</b>	<b>Revise Date</b>	<b>Content</b>	<b>Editor</b>
00	2024-01-04	First Edition	Xu Ying