

# AGM-035A0-I1-C

Based on T5L ASIC 3.5 Inches, 320xRGBx480, 16.7M Colors, TN screen

CTP、Standard instruction set (TA) / DGUS II system、Cost-Effective screen



## Record of Revision

Revise Date	Content
2019-03-27	First Edition



● Display

Item	Parameter	Description
<b>Color</b>	16.7M (16777216) colors	24 bit color 8R8G8B
<b>(A.A)</b>	49.0mm (W) x73.4mm (H)	320x480
<b>Resolution</b>	320x480	Support 0° /90° /180° /270° rotated display
<b>Backlight</b>	LED	≥ 10000H (Continuous working with maximum brightness, time of brightness halves)
<b>Brightness</b>	300nit	TA system:64 levels adjustment; DGUS II system:100 levels adjustment (It's not recommend to set brightness to 1%~30% of the maximum,which may lead a flicker)

Note: Displaying of high-contrast still images for more than 30 minutes may result in residual images. Please add screen saver to avoid this problem.

● Voltage & Current

Item	Conditions	Min	Typ	Max	Unit
<b>Power Voltage</b>	-	4.5	5.0	5.5	V
<b>Operation Current</b>	VCC = +5V, Backlight on	-	130	-	mA
	VCC = +5V, Backlight off	-	40	-	mA

Recommended power supply: 5V 1A DC

● Reliability Test

Item	Conditions	Min	Typ	Max	Unit
<b>Working Temperature</b>	60%RH at 5V voltage	-20	25	70	℃
<b>Storage Temperature</b>	-	-30	25	85	℃
<b>Working Humidity</b>	25℃	10%	60%	90%	RH
<b>Protective Paint</b>	-	-	None	-	-

● Interface

Item	Conditions	Min	Typ	Max	Unit
<b>Baudrate</b>	User Set	3150	115200	3225600	bps
<b>Output Voltage (TXD)</b>	Output 1, Iout = 8mA	3.0	-	3.3	V
	Output 0, Iout = -8mA	-	0	0.3	V
<b>Input Voltage (RXD)</b>	Input 1	2.7	3.3	-	V
	Input 0	0	-	1.2	V
<b>Interface</b>	UART2: N81, 3.3V & 5V TTL/CMOS UART4: Optional N81/E81/O81/N82 four mode, 3.3V & 5V TTL/CMOS (Be used after OS configuration)				
<b>Socket</b>	10Pin_1.0mm FCC 10Pin_1.0mm FCC Socket				
<b>USB</b>	None				
<b>SD Slot</b>	YES (SDHC/FAT32 Format)				



● **Memory**

Item	Typical value	Features	Typ value	Unit	Description
<b>FLASH (TA/DGUS II)</b>	16Mbytes	Space of Font	4-12	Mbytes	A single font of 256Kbytes, store font, icon libraries, and other binary files
		Picture Storage (.ICL file)	12-4	Mbytes	JPEG format (Picture quantity relate to JPEG size, size of a single JPEG image file should not exceed 256Kbytes)
<b>RAM (DGUS II)</b>	128Kbytes	Variable Storage Space	/	/	Data is not saved when power down
<b>Nor Flash (DGUS II)</b>	320Kbytes	User database	/	/	Data is saved when power down

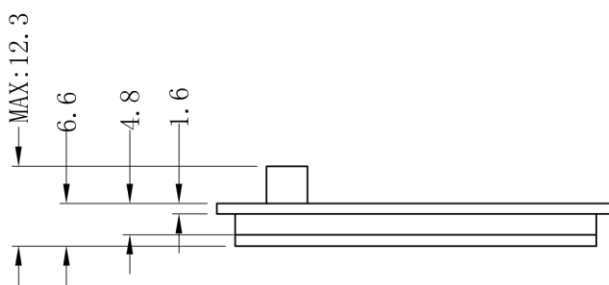
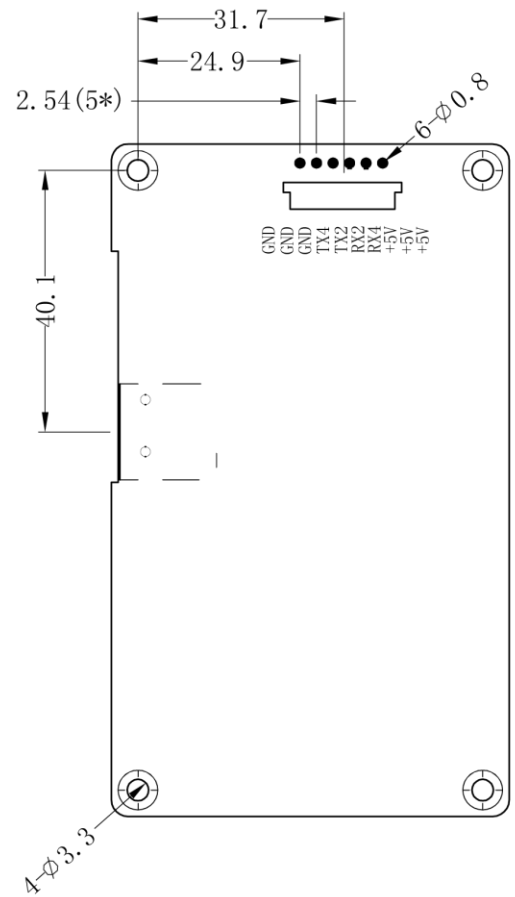
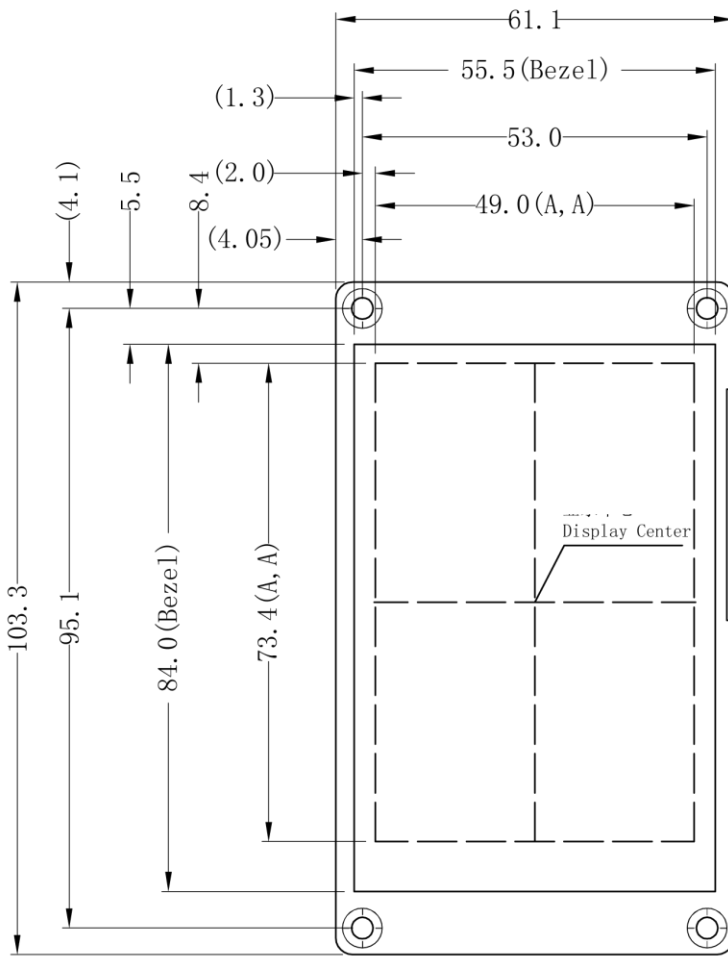
● **UI & Peripheral**

UI & Peripheral	
<b>UI Version</b>	TA / DGUS II ( DGUS II pre-installed )
<b>Peripheral</b>	Capacitance touch screen, Buzzer

● **Packing Capacity & Dimension**

Dimension				
<b>Dimension</b>	103.3(W) × 61.1(H) × 12.3(T) mm			
<b>Net Weight</b>	65g			
Packing Capacity				
Model	Size	Layer	Quantity/Layer	Quantity(Pcs)
<b>Carton1:</b>	220mm(L)×160mm(W)×47mm (H)	1	2	2
<b>Carton2:</b>	250mm(L)×200mm(W)×80mm (H)	2	2	4
<b>Carton3:</b>	320mm(L)×270mm(W)×80mm (H)	2	4	8
<b>Carton4:</b>	450mm(L)×350mm(W)×300mm(H)	2	25	50
<b>Carton5:</b>	600mm(L)×450mm(W)×300mm(H)	2	60	120

Remark: there is no extra-notice if the product design changes that do not affect performance parameters and use.



GND	8, 9, 10	P
TX4	7	0
TX2	6	0
RX2	5	I
RX4	4	I
+5V	1, 2, 3	P

A 4									
MM									